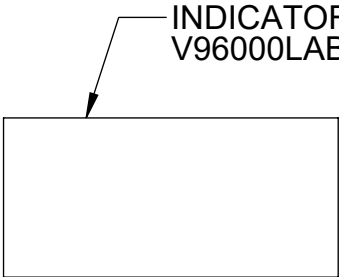
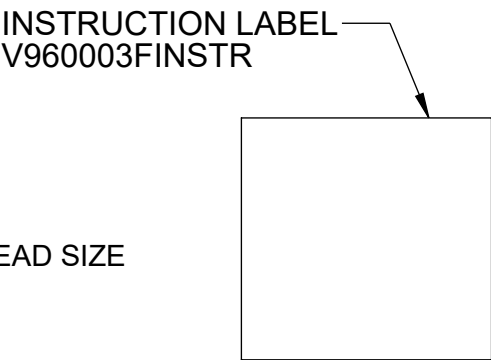
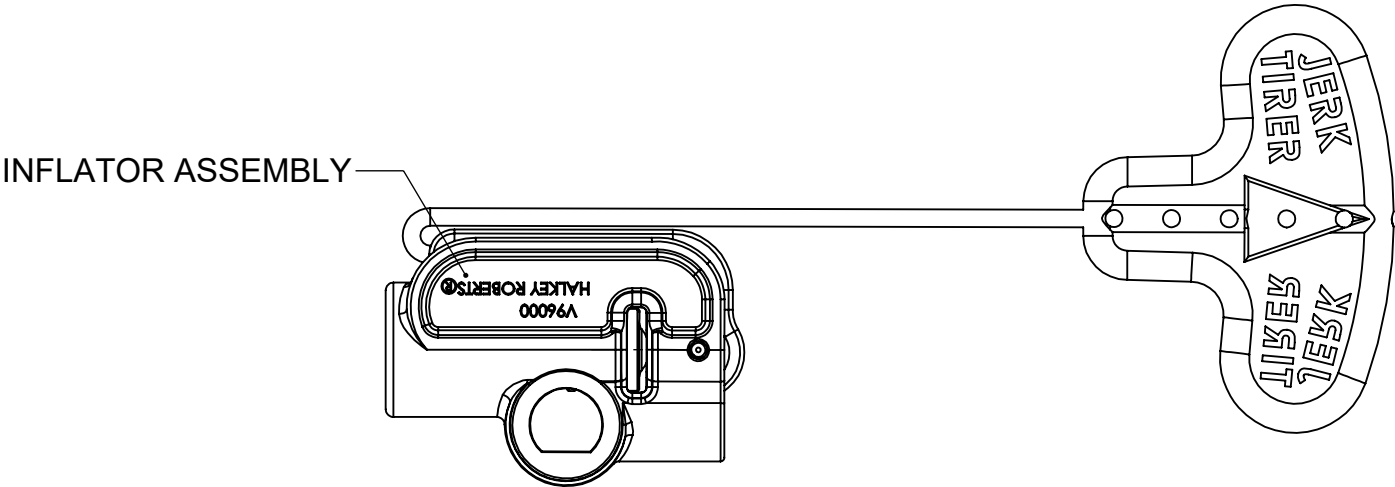


DRAWING NO. <b>CV96000XXF</b>	REV <b>C</b>	<b>Customer Drawing</b>	REVISION HISTORY			
			REV	DESCRIPTION (ECO)	DATE	APPROVED
			B	ADD 135 SUFFIX ECO 11480	02/07/22	SR
			C	REMOVE SUFFIX 100-10" ECO 12585	03/28/24	DK



NOTES:

- 1ST SUFFIX "X" INDICATES THREAD SIZE  
S - 3/8"-24  
NONE - 1/2"-20
- 2ND SUFFIX "X" INDICATES LANYARD LENGTH  
40 - 4" LANYARD  
60 - 6" LANYARD  
135-13.5" LANYARD (NO TAB).

<b>MOLDED PARTS:</b> GATES, PARTING LINES, AND FLASH PER QUALITY CRITERIA  <b>PROPRIETARY AND CONFIDENTIAL</b> THE INFORMATION CONTAINED IN THIS DRAWING IS SOLE PROPERTY OF HALKEY-ROBERTS CORPORATION ST. PETERSBURG, FL. ANY REPRODUCTION IN PART OR AS A WHOLE WITHOUT THE WRITTEN PERMISSION OF HALKEY-ROBERTS CORPORATION IS PROHIBITED.	<b>DRAWN BY</b> DMC <b>APPROVED BY</b> SJR <b>MATERIAL</b> <b>FINISH</b>	<b>DATE</b> DATE 8/28/18	<b>HR® Halkey-Roberts®</b> <b>3F Manual Inflator French</b>		<b>REV</b> <b>C</b>
	<b>UNLESS OTHERWISE SPECIFIED:</b> DIMENSIONS ARE IN INCHES TOLERANCES: ANGULAR: ± 1° TWO PLACE DECIMAL ± .01 THREE PLACE DECIMAL ± .005	<b>THIRD ANGLE PROJECTION</b> 	<b>SIZE</b> <b>A</b> <b>SCALE</b> 1:2	<b>DRAWING NO.</b> <b>CV96000XXF</b> <b>DO NOT SCALE DRAWING</b>	<b>SHEET</b> 1 OF 1